

Jacket cooled submersible pumps for chemically aggressive media

Chromatic CH 250, CH 260

Application

Pump for conveying chemically aggressive domestic waste water such as, for example salt water (up to 15%) from water softening plants, condensate from condensing boilers, waste water from car washing systems, swimming pool water, sea water, brackish water, silage sap and liquid manure. Keeping trenches, shafts and rooms dry. Domestic waste water disposal in industry and trade. Reduction of surface water. Emergency deployment for flooding. A cooling jacket with discharge connector at the top ensures sufficient motor cooling even at low water level (sip operation). Automatic ventilation with additional air vent screw. Removable strainer allows extraction of residual water down to 5 mm. Automatic purging device can be implemented. **DIN EN 12050-2:** Conformity and type-tested and monitored by the LGA. **Installation:** Stationary or mobile. Version with float switch for use as automatic water level controlled drainage pump.

Conveying medium: Chemically aggressive domestic waste water with solid content up to 10 mm grain size.

Temperature of conveying medium: 35°C, briefly up to 60°C

Operating mode: Continuous operation (S1), at medium temperature 36 - 60°C: Intermittent operation (S3 30%).

Construction

Fully submersible pump, consisting of:

Pump: Single stage centrifugal pump with vertical pressure connection and integrated non-return valve.

Impeller: Open multi-channel impeller, spherical clearance 10 mm.

Motor: Pressure watertight, medium-immersed motor. Stainless steel motor housing. Insulation class B, protection type IPX8. Thermal sensor for temperature monitoring in the winding. Connection Cable: H07RN8-F 3G1.

Shaft/Bearing: Generously-proportioned chromium steel motor shaft, permanently-lubricated roller bearing.

Seal: Shaft seal with a combination of dual shaft sealing ring and a mechanical seal.

Conveying capacity



Technical Data

Curve no.	Pump type	Motor power		Voltage 50 Hz (V)	Nominal current (A)	Weight (kg)
		P ₁ (kW)	P ₂ (kW)			
①	CH 250 W(A)	0,55	0,26	230/1Ph	2,5	5,3
②	CH 260 W(A)	0,90	0,48	230/1Ph	4,0	6,1

Speed: 2850 rpm

Pressure connection: G 1 ¼ F

Type A: With automatic float switch HOMA-Nivomatik.

Materials

Motor housing, motor shaft, screws	Highly-resistant stainless steel
Strainer, outer housing, impeller, pressurised lid	Impact-resistant plastic
Mechanical seal	SiC/SiC
Elastomers	NBR

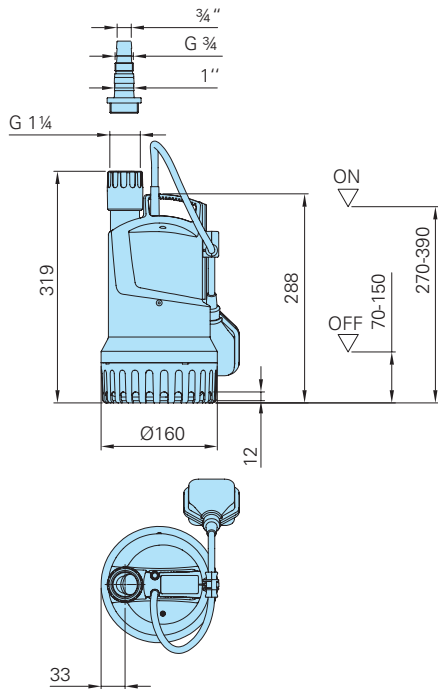
Scope of Supply

Pump with twin box G 1 ¼ with integrated non-return valve, sealing ring and hose connection, 10 m connection cable and mains plug.

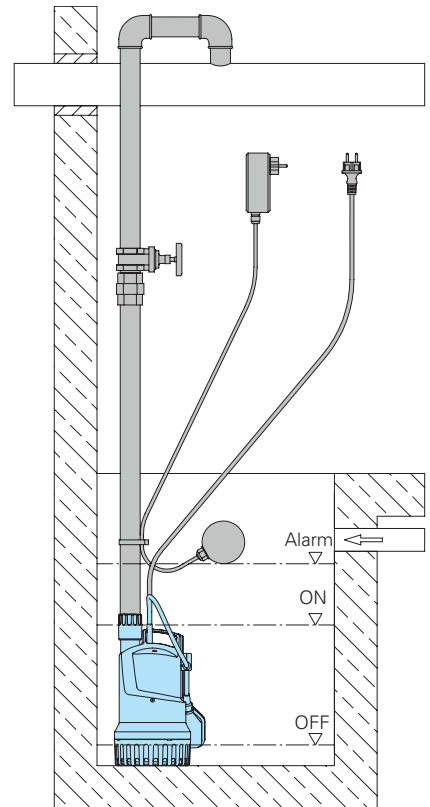
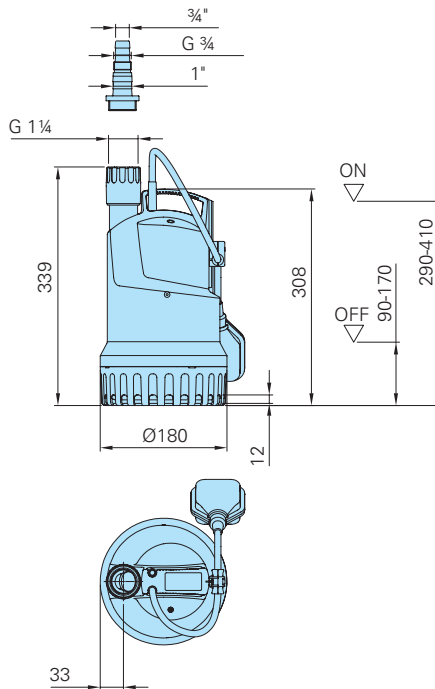
Type A: With automatic float valve switch HOMA-Nivomatik.

Dimensions and Installation Example (all dimensions in mm)

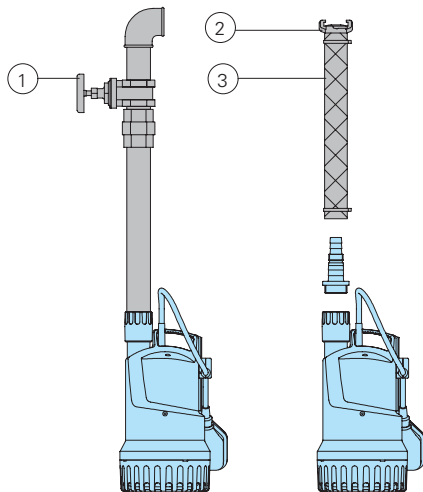
CH 250



CH 260



Accessories



Description	Size	Part No.
① Gate valve, brass	BSP 1 1/4" F	2216012
○ Non-return valve, brass (if no integrated non-return valve fitted)	BSP 1 1/4" F	2211213
○ Double nipple, galvanised	BSP 1 1/4" M	2009011
② Fixed coupling, brass	BSP 1 1/4" M	2005413
hose coupling, brass	1 1/4"	2003413
	1"	2003313
	3/4"	2003212
③ PVC hose, per m	1 1/4" Ø 30mm	2621200
	1" Ø 25 mm	2621000
	3/4" Ø 19 mm	2620700
Plastic spiral hose, per m	1 1/4" Ø 32mm	2632030
	1" Ø 25 mm	2632025
	3/4" Ø 19 mm	2632019
Hose clip	1 1/4"	2302330
	3/4"-1"	2303252
○ Return valve, gate valve, fittings of resistant plastic or stainless steel		on demand

Description	Size	Part No.
○ Residual current device 2-pin, Fi 16/0.03 A		1561160
○ Mains-dependent alarm control unit AL3 with connector for 9 V rechargeable battery (see below) for operation independent of mains power supply, with built-in signal transmitter for 230 V, 1-phase mains connection		1586140
9V battery for mains-independent alarm		1952215
○ Float valve switch MB, mercury-free, MIN or MAX function, with integrated counterweight		
Cable length	6 m	1465706
	10 m	1465710
○ Pump control systems and switching gear for mobile and permanent usage, level recording and monitoring devices		See HOMA accessories



HOMA Pumpenfabrik GmbH
 P.O. Box 2263, D-53814 Neunk.-Seelscheid
 Tel. +49 (0) 22 47/702-0, Fax +49 (0) 22 47/702-44
 e-mail: info@homa-pumpen.de
 www.homapumpen.com