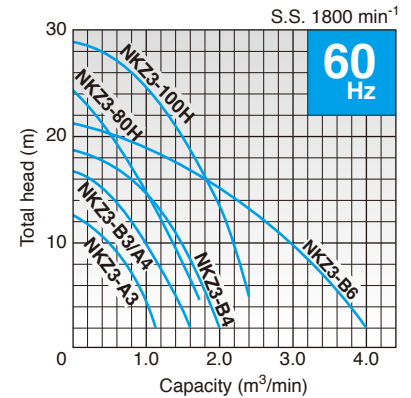
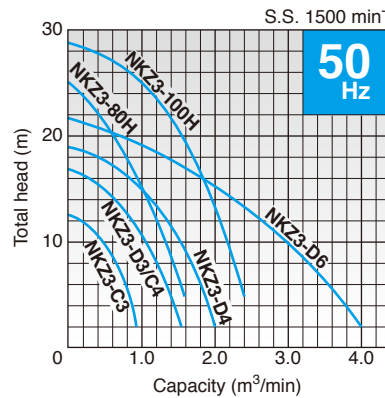




Performance Curves



Standard Specifications 50/60Hz

Discharge Bore mm	Model	Motor Output kW	Phase	Total Head m	Capacity m³/min	Starting Method	Dry Weight kgs	Cable Length m
80	NKZ3-C3/A3	2.2	Three-phase	10	0.50	D.O.L.	91	8
80	NKZ3-D3/B3	3.7	Three-phase	15	0.50	D.O.L.	100	8
80	NKZ3-80H	5.5	Three-phase	20	0.55	D.O.L.	132	8
100	NKZ3-C4/A4	3.7	Three-phase	10	1.00	D.O.L.	97	8
100	NKZ3-D4/B4	5.5	Three-phase	15	1.00	D.O.L.	115	8
100	NKZ3-100H	11	Three-phase	25	1.00	D.O.L.	196	8
150	NKZ3-D6/B6	11	Three-phase	15	2.00	D.O.L.	192	8

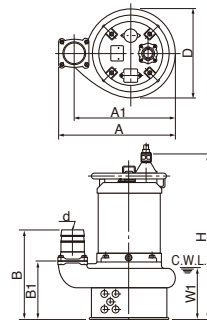
* Dry weight excluding cable

Major Standard Specifications

Item	Discharge bore size mm		
	80	100	150
Pumping fluid	Type of fluid	Sludge, various types of slurry, liquid containing sandy mud	
	Fluid temperature	0~40°C	
Pump	Structure	Impeller	Semi-open
		Shaft seal	Double mechanical seal
		Bearing	Shielded ball bearing
	Materials	Impeller	Ductile iron casting Chromium iron casting (H type)
		Casing	Grey iron casting
Motor	Suction cover	Grey iron casting Ductile iron casting (H type)	
	Shaft seal (mechanical seal)	Silicon carbide	
Motor	Type, Poles	Dry-type submersible induction motor, 4 poles	
	Insulation	Class E - B	
	Phase / Voltage	Three-phase/ 220V, 380V, 400V, 415V, 440V, 460V	
	Motor protector (Built-in)	Circle thermal protector	
	Lubricant	Turbine oil (ISO VG32)	
	Materials	Frame	Grey iron casting
Shaft		Stainless steel #420	
Cable		Chloroprene rubber	
Discharge connection	Hose coupling		

Dimensions

Unit: mm



C.W.L. : Continuous Running Water Level


Model	d	A	A1	B	B1	D	H	W1
NKZ3-C3/A3	80	467	405	371	249	370	664	225
NKZ3-D3/B3	80	467	405	371	249	370	709	225
NKZ3-80H	80	491	430	387	264	401	754	220
NKZ3-C4/A4	100	467	405	386	249	370	709	225
NKZ3-D4/B4	100	485	424	382	245	380	715	220
NKZ3-100H	100	547	486	422	284	414	841	240
NKZ3-D6/B6	150	620	520	458	266	450	798	240

Specific Installation

(Contact your nearest dealer for more information)


Guide Rail Fitting System

The guide rail fitting system connects the pump to and from the piping easily just by lowering and hoisting the pump, allowing easy maintenance and inspection without the need to enter the pit.

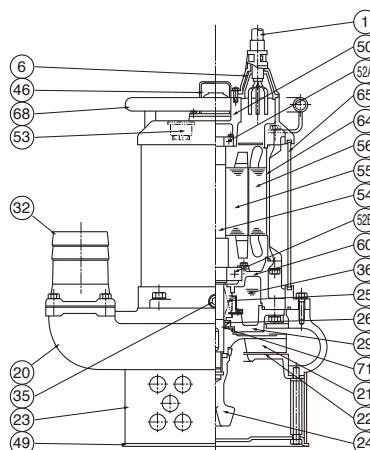


Standard Accessory

- Hose coupling 1pc.



Cross-Section



NO.	DESCRIPTIONS	NO.	DESCRIPTIONS
1	Cabletyre Cable	49	Bottom Plate
6	Stuffing Box	50	Motor Bracket
20	Pump Casing	52A	Upper Bearing
21	Impeller	52B	Lower Bearing
22	Suction Cover	53	Motor Protector
23	Strainer Stand	54	Shaft
24	Agitator	55	Rotor
25	Mechanical Seal	56	Stator
26	Oil Seal	60	Bearing Housing
29	Oil Casing	64	Motor Frame
32	Hose Coupling	65	Outer Cover
35	Oil Plug	68	Handle
36	Lubricant	71	Shaft Sleeve
46	Air Release Valve		

* Oil Lifter is not illustrated.